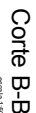
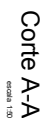



[illegible]

e posteriormente apoiados, com soquetes de 20,0 Kgf.



DETALHE DA MONTAGEM DA PLATIBANDA SOBRE LAJE PRE-MOLDADA